


# LSO PLANO (BY CUBEWORK)



 **LEARN MORE**

We offer turnkey solutions, short- or long-term warehouse space, trailer parking, freight, 3pl, and private office all under one roof, with 60+ locations throughout the U.S.




## AMENITIES & SERVICES



- Fully Sprinklered
- Clear Height 24'
- 6 (10' x 10') overhead dock doors with levelers
- 1 (10' x 10') overhead dock doors with ramp
- 3HVLS fans
- Close Proximity to Hwy 75 and Hwy 190
- Warehouse Available: 300 SF - 100,000 SF
- Private Office Available: 200 SF - 3,000 SF
- Free Office Wi-Fi/Coffee/ and other amenities



## Contact Us

 800.338.6369  
 [info@cubework.com](mailto:info@cubework.com)  
 [www.cubework.com](http://www.cubework.com)

 x **CUBEWORK**<sup>®</sup>

**2800 E PLANO PKWY, STE. 300  
PLANO, TX 75074 USA**

# FLOOR PLAN

EAST PLANO PARKWAY, PLANO TX



## BUILDING SPECS:

### BUILDINGS

**Building size:** 38,400 SF

**Warehouse available:** 300 - 30,000 SF

**Private Office available:** 200 - 3,000 SF

