


CUBEWORK WILDERNESS



 **LEARN MORE**

We offer turnkey solutions, short- or long-term warehouse space, trailer parking, freight, 3pl, and private office all under one roof, with 60+ locations throughout the U.S.




AMENITIES & SERVICES



- Floor: Reinforced Concrete
- Clear Height 28'
- 8 Drive in Bays
- 78 Exterior Dock Doors
- 180 Standard Parking Spaces
- Warehouse Available: 300 SF - 100,000 SF
- Private Office Available: 200 SF - 3,000 SF
- Free Office Wi-Fi/Coffee/ and other amenities



Contact Us

 800.338.6369
 info@cubework.com
 www.cubework.com

CUBEWORK[®]
5950 WILDERNESS AVE.
RIVERSIDE, CA 92504

FLOOR PLAN

WILDERNESS AVE., RIVERSIDE CA



BUILDING SPECS:



BUILDINGS

Building size: 48,643 SF

Warehouse available: 300 - 17,000 SF

Private Office available: 200 - 3,000 SF

